

**SWCD of Illinois Insurance
Plan Administrator's
Report to AISWCD
February, 2015**

COBRA – We currently have no members on COBRA. I sent four COBRA Initial Notices to new employees, no COBRA Election Notices were mailed.

Administration – Administration included:

1. The March billing shows a total of 155 enrolled members, with 127 on Managed Care, 12 on Quality Care, and 16 having waived coverage.
2. Enrolled three new employees
3. Terminated two employees
4. Researched security breach at Anthem, which could affect some of our members on HealthLink and Blue Cross Illinois
5. Attended ISWCDEA meeting in Springfield
6. Terminated a director and refunded two months premiums to their SWCD
7. Updated employee start dates spreadsheet and shared it with ISWCDEA
8. Updated insurance invoices for April and posted to the website
9. Spoke with Kelly Thompson at AISWCD about employee numbers and worker's compensation policy

Financials – Income for February was \$836.08 with expenses totaling \$138,380.41, resulting in a net income of \$-137,544.33. The balance in the account at the end of February is \$150,699.51.

Billings for March are as follows:

CMS:	\$ 132,188.00
The Standard:	\$ 4,538.76

April invoices have been sent out. I anticipate approximately \$82,000.00 in revenue from that billing. That money should give us enough to last two months. There is no word on the deposit of the second half of FY 2015 funds.

Sincerely,
Melissa Cauble
Montgomery County SWCD

1:18 PM
03/03/15
Accrual Basis

SWCD OF ILLINOIS INSURANCE
Balance Sheet Prev Year Comparison
As of February 28, 2015

	<u>Feb 28, 15</u>	<u>Feb 28, 14</u>	<u>\$ Change</u>	<u>% Change</u>
ASSETS				
Current Assets				
Checking/Savings				
AISWCD - Illinois Funds	149,031.51	178,483.95	-29,452.44	-16.5%
Total Checking/Savings	<u>149,031.51</u>	<u>178,483.95</u>	<u>-29,452.44</u>	<u>-16.5%</u>
Accounts Receivable				
Accounts Receivable	<u>-69.53</u>	<u>121.34</u>	<u>-190.87</u>	<u>-157.3%</u>
Total Accounts Receivable	<u>-69.53</u>	<u>121.34</u>	<u>-190.87</u>	<u>-157.3%</u>
Total Current Assets	<u>148,961.98</u>	<u>178,605.29</u>	<u>-29,643.31</u>	<u>-16.6%</u>
TOTAL ASSETS	<u><u>148,961.98</u></u>	<u><u>178,605.29</u></u>	<u><u>-29,643.31</u></u>	<u><u>-16.6%</u></u>
LIABILITIES & EQUITY				
Equity				
Retained Earnings	402,505.32	418,016.48	-15,511.16	-3.71%
Net Income	<u>-253,543.34</u>	<u>-239,411.19</u>	<u>-14,132.15</u>	<u>-5.9%</u>
Total Equity	<u>148,961.98</u>	<u>178,605.29</u>	<u>-29,643.31</u>	<u>-16.6%</u>
TOTAL LIABILITIES & EQUITY	<u><u>148,961.98</u></u>	<u><u>178,605.29</u></u>	<u><u>-29,643.31</u></u>	<u><u>-16.6%</u></u>

1:29 PM
03/03/15
Accrual Basis

SWCD OF ILLINOIS INSURANCE Profit & Loss Budget Performance February 2015

Ordinary Income/Expense	February 2015				
	Feb 15	Budget	Jul '14 - Feb 15	YTD Budget	Annual Budget
Income					
AISWCD Life/LTD Premiums	0.00	706.83	833.75	3,117.47	1,019.68
COBRA Paid Premiums	0.00	1,687.08	850.68	10,966.02	15,183.72
Employee Paid Own Premiums	834.00	2,283.00	199,529.40	221,448.50	293,621.50
Interest	2.08	34.87	13.95	305.09	391.51
Miscellaneous Income	0.00	0.00	0.00	0.00	397.50
State Allocation	0.00	0.00	680,982.00	1,376,755.00	1,376,755.00
STD Insurance	0.00	655.98	17,956.66	21,865.85	31,485.58
Voluntary Life Insurance	0.00	0.00	7,423.16	5,162.23	10,302.28
Total Income	836.08	5,367.76	907,589.60	1,639,620.16	1,729,156.77
Expense					
AISWCD Life/LTD Expense	0.00	0.00	0.00	191.34	191.34
Fiduciary Liability Expense	0.00	0.00	1,825.00	518.33	518.33
Liability Insurance	0.00	0.00	0.00	6,158.30	9,221.86
LTD Premiums	782.97	757.45	6,239.76	424.10	681.88
Miscellaneous	1,668.00	0.00	4,772.07	50,005.06	50,005.06
Monthly Employee Paid Premiums	0.00	0.00	0.00	1,048,329.00	1,574,783.00
Monthly Premium Health	132,114.00	135,131.00	1,068,386.00	4,333.67	6,451.52
Monthly Premium Life	589.72	486.75	4,545.82	6,519.91	10,000.14
Monthly Premium Voluntary Life	825.71	884.63	6,635.59	89.62	146.87
Postage	0.00	0.00	0.00	18,764.26	27,969.52
Reconciliation Discrepancies	0.00	0.00	-0.10	3,648.00	3,648.00
STD Insurance Premiums	2,400.01	2,261.15	18,960.69	2,000.00	2,000.00
Wrk Comp - Liability Insurance	0.00	0.00	41,677.00	1,685,617.52	43,539.25
Yearly CPA Audit	0.00	0.00	0.00	498,638.57	43,539.25
Total Expense	138,380.41	139,520.98	1,153,041.83	1,140,981.59	1,685,617.52
Net Ordinary Income	-137,544.33	-134,153.22	-245,452.23	498,638.57	43,539.25
Net Income	-137,544.33	-134,153.22	-245,452.23	498,638.57	43,539.25

SWCD OF ILLINOIS INSURANCE

Transaction Detail by Account

February 2015

February 2015						
AISWCD - Illinois Funds						
Type	Date	Num	Name	Memo	Amount	Balance
Bill Pmt -Check	02/02/2015	1320	Central Management Services	health insurance-feb 2015	-132,114.00	-132,114.00
Bill Pmt -Check	02/02/2015	1321	The Standard	February 2015	-4,598.41	-136,712.41
Deposit	02/20/2015			Deposit	834.00	-135,878.41
Check	02/20/2015	1322	CASS County SWCD	Reimburse for Amy Hardwickn premiums	-1,668.00	-137,546.41
Deposit	02/28/2015			Interest	2.08	-137,544.33
Total AISWCD - Illinois Funds					-137,544.33	-137,544.33
TOTAL					-137,544.33	-137,544.33

INSURANCE ADMINISTRATION LOG SHEET--MELISSA CAUBLE1

DATE	TYPE OF ACTIVITY	HOURS	POSTAGE	SUPPLIES	MILEAGE	HOTEL/ MEALS
2/2/2015	Completed monthly reports for January, reconciled bank statements, reconciled CMS bill for February, asked Gina to write checks to CMS and Standard for Feb bills, sent COBRA initial notices to four employees, sent monthly reports to insurance committee, IDoA, ISWCDEA and AISWCD, deposited final checks from January invoice period	8	5.75			
2/6/2015	Did some research on the security breach at Anthem which affected some Healthlink participants, sent an email about the breach, added an employee to CMS and Standard for enrollment, asked again for information on an employee in order to get her enrollment completed, updated a former CREP employee's insured code in AdminEase	5				
2/13/2015	Sent STD claim packet to an employee	1				
2/17/2015	Forwarded termination paperwork on a retiree to CMS, terminated him in AdminEase, forwarded enrollment paperwork on an employee to CMS, spoke with an employee about insurance paperwork for new RC, accepted status form on new part time person	4				
2/19/2015	Attended ISWCDEA meeting in Springfield	9			120	
2/20/2015	Forwarded termination on a director to CMS, registered 3 for the benefits choice seminar, prepared deposit of a retiree's insurance check and sent by priority mail to US Bank, updated employee starting date spreadsheet and sent to ISWCDEA officers, asked Gina to send a check to a county to reimburse for director who obtained insurance elsewhere, assisted an employee with tax questions, updated an employee's salary in Admin Ease	8	5.75			5
2/23/2015	Created Life Portability letters for two retirees, prepared COBRA election notice for an employee, filing, sent an employee's medicare card to CMS	3				
2/24/2015	Spoke with an employee about part-time hours and maintaining health insurance, updated insurance invoices and posted them on website, spoke with Kelly Thompson about employee numbers in FY 2014 and worker's comp policy	5				
2/25/2015	Spoke with an AC about a STD claim, forwarded her questions on to Standard	1				
	Total hours	44	11.5	0	120	\$0.00
	Total hours x \$16.75=wages	\$737.00				
	Website reimbursement	\$10.00				
	Total of reimburseable expenses		\$ 11.50	0	\$ 69.00	5
	Total wages+expenses	\$832.50				

AISWCD Budget vs. Income/Expense

AVAILABLE ASSETS

- Bank of Springfield CD = \$ 3,857.87
- Bank of Springfield CD = \$ 2,069.12
- General Fund Account Balance = \$ 103,778.34
- Building Account Balance = \$ 6,664.21

TOTAL AVAILABLE ASSETS= \$ 116,369.54

RESTRICTED FUNDS

- Grant Account Balance (Restricted) = \$ 136,775.82
- Envirothon Accnt Balance (Restricted) = \$ 11,676.09
- Foundation Accnt Balance (Restricted) = \$ 31,361.37

TOTAL RESTRICTED FUNDS = \$ 179,813.28

Bank of Springfield CD =	\$ 3,857.87
Bank of Springfield CD =	\$ 2,069.12
General Fund Account Balance =	\$ 103,778.34
Building Account Balance =	\$ 6,664.21
Office Building Worth =	\$ 273,416.19
<u>Equipment =</u>	<u>\$ 31,933.85</u>
TOTAL NET WORTH =	\$ 421,719.58

2015 General Fund Income

ITEM	2015 BUDGET	AS OF MARCH 5, 2015
Membership Dues (51 Districts paid in 2015 calendar)	\$ 148,561.32	\$ 60,687.98
CREP Administration Fees	\$ 26,000.04	\$ 6397.65
604B Administration Fees	\$ 9,642.84	\$ 5218.47
NRCS Client Gateway (estimated)	\$ 50,000.00	\$ 0.00
Annual Meeting	\$ 31,662.50	\$ 0.00
<ul style="list-style-type: none"> • Registrations • Meals • Sponsorships • Auction 	<ul style="list-style-type: none"> • \$ 11,250.00 • \$ 12,500.00 • \$ 1,750.00 • \$ 6,162.50 	<ul style="list-style-type: none"> • \$ 0.00 • \$ 0.00 • \$ 0.00 • \$ 0.00
Pass Through Funds	\$ 77,707	\$ 67,861.00
<ul style="list-style-type: none"> • IL River Conference • Earth Stewardship Day • Farm Progress Show • Insurance • Legislative Day Lunch Payments • SWCD Invoices (Conference Line) 	<ul style="list-style-type: none"> • \$25,000.00 • \$ 3,200.00 • \$ 6,000.00 • \$ 42,504.00 • \$ 903.00 • \$ 100.00 	<ul style="list-style-type: none"> • \$ 25,000.00 • \$ 0.00 • \$ 0.00 • \$ 42,504.00 • \$ 357.00 (Rest in PayPal) • \$ 0.00
Other Income	\$ 0.00	\$ 4.99
<ul style="list-style-type: none"> • Office Depot Return 	<ul style="list-style-type: none"> • \$ 0.00 	<ul style="list-style-type: none"> • \$ 4.99
Interest	\$ 250.00	\$ 32.33
TOTALS	\$ 343,823.70	\$ 140202.42

2015 General Fund Expenses

ITEM	2015 BUDGET	AS OF MARCH 5, 2015
Payroll/Taxes	\$ 104,510.12	\$ 16,183.16
Employee Insurance	\$ 12,667.44	\$ 2,366.18
Vehicle <ul style="list-style-type: none"> Loan Ins Maintenance License Plate Registration 	\$ 5674.64 <ul style="list-style-type: none"> \$ 4,232.64 \$ 1,092.00 \$ 249.00 \$ 101.00 	\$ 1,343.16 <ul style="list-style-type: none"> \$ 1058.16 \$ 273.00 \$ 12.00 \$ 0.00
Professional Services <ul style="list-style-type: none"> Lobbyist Payroll Audit 	\$ 30,600.00 <ul style="list-style-type: none"> \$ 24,000.00 \$ 1,800.00 \$ 4,800.00 	\$ 6,300.00 <ul style="list-style-type: none"> \$ 6,000.00 \$ 300.00 \$ 0.00
Travel (Fuel/Mileage/Meals) <ul style="list-style-type: none"> Fuel Expenses (Meals/Lodging/Etc) 	\$ 5,000.00 <ul style="list-style-type: none"> \$ 2,000.00 \$ 3,000.00 	\$ 459.52 <ul style="list-style-type: none"> \$ 197.99 \$ 261.53
Annual Meeting	\$ 17,600.00	\$ 0.00
Quarterly Board Meetings/Conference Calls <ul style="list-style-type: none"> Meals Conference Calls Supplies Rooms/Mileage (Minute Takers) 	\$ 6,000.00 <ul style="list-style-type: none"> \$ 5,000.00 \$ 250.00 \$ 150.00 \$ 600.00 	\$ 30.58 <ul style="list-style-type: none"> \$ 0.00 \$ 30.58 \$ 0.00 \$ 0.00
Legislative <ul style="list-style-type: none"> Directories Legislative Day IL Agriculture Legislative Day Lobbyist Registration (Exec Dir) Legislative Meetings (SWCDs) 	\$ 3399.21 <ul style="list-style-type: none"> \$ 338.21 \$ 2500.00 \$ 150.00 \$ 311.00 \$ 100.00 	\$ 866.72 <ul style="list-style-type: none"> \$ 338.21 \$ 50.00 \$ 150.00 \$ 311.00 \$ 17.51
Officer Expenses <ul style="list-style-type: none"> Travel/Misc. President Vice President AISWCD Board Members 	\$ 12,400.00 <ul style="list-style-type: none"> \$ 1,500.00 \$ 2,500.00 \$ 1,500.00 \$ 6,900.00 	\$ 35.41 <ul style="list-style-type: none"> \$ 0.00 \$ 35.41 \$ 0.00 \$ 0.00
Building Expenses <ul style="list-style-type: none"> Building Fund Transfer 	\$ 6,000.00 <ul style="list-style-type: none"> \$ 6,000.00 	\$ 0.00 <ul style="list-style-type: none"> \$ 0.00 (Every 3 mo starting in March)
Memberships <ul style="list-style-type: none"> ISWCDEA Sam's Club ISAE NACD North Central Region NACD 	\$ 1,335.00 <ul style="list-style-type: none"> \$ 20.00 \$ 45.00 \$ 195.00 \$ 300.00 \$ 775.00 	\$1,335.00 <ul style="list-style-type: none"> \$ 20.00 \$ 45.00 \$ 195.00 \$ 300.00 \$ 775.00

Workshops/Training/Conference <ul style="list-style-type: none"> • Winter Training Registration • Professional Development • SWCD Professional Development • Envirothon Team (Nationals) 	\$ 790.00 <ul style="list-style-type: none"> • \$ 40.00 • \$ 500.00 • \$ 250.00 • \$ 5,000.00 	\$ 95.00 <ul style="list-style-type: none"> • \$ 0.00 • \$ 35.00 • \$ 60.00 • \$ 0.00
Office Expenses <ul style="list-style-type: none"> • Phone • Internet • Security • Garbage • Copier Lease • Gas/Electric • Supplies/Paper/Ink • Equipment • Postage • Conference Calls 	\$ 13668.40 <ul style="list-style-type: none"> • \$ 2,160.00 • \$ 959.40 • \$ 1,404.00 • \$ 219.00 • \$ 1,322.00 • \$ 3,564.00 • \$ 2,000.00 • \$ 900.00 • \$ 900.00 • \$ 240.00 	\$ 2,093.56 <ul style="list-style-type: none"> • \$ 365.28 • \$ 239.85 • \$ 117.00 • \$ 54.75 • \$ 285.00 • \$ 494.54 • \$ 306.15 • \$ 0.00 • \$ 180.31 • \$ 50.68
NACD <ul style="list-style-type: none"> • NACD North Central Region Meeting • NACD Annual Meeting (New Orleans) • NACD Legislative Meeting • Auction Item 	\$ 16,646.00 <ul style="list-style-type: none"> • \$ 1,200.00 • \$ 7,500.00 • \$ 7,500.00 • \$ 446.00 	6940.38 <ul style="list-style-type: none"> • \$ 745.68 • \$ 5748.70 • \$ 0.00 • \$ 446.00
Other <ul style="list-style-type: none"> • Gifts • United States Treasury (penalty fee) • Farm Progress Show • Annual Report Filling Fee • Certificate of Good Standing • Checking Account Service Fees 	\$ 3819.31 <ul style="list-style-type: none"> • \$ 500.00 • \$ 1589.31 • \$ 500.00 • \$ 500.00 • \$ 10.00 • \$ 720.00 	\$ 1,729.69 <ul style="list-style-type: none"> • \$ 57.98 • \$ 1589.31 • \$ 0.00 • \$ 0.00 • \$ 0.00 • \$ 82.40
Pass Through Expenses <ul style="list-style-type: none"> • Illinois River Conference • Earth Stewardship Day • Farm Progress Show • Insurance • Legislative Day Lunches • SWCD Invoices (Conference Line) 	\$ 77,907.00 <ul style="list-style-type: none"> • \$ 25,000.00 • \$ 3,400.00 • \$ 6,200.00 • \$ 42,504.00 • \$ 903.00 • \$ 100.00 	\$ 500.70 <ul style="list-style-type: none"> • \$ 0.00 • \$ 0.00 • \$ 0.00 • \$ 493.00 • \$ 0.00 • \$ 7.70
TOTALS	\$ 323,217.12	\$ 40,279.06

Association of IL Soil and Water Conservation Districts

Balance Sheet

As of March 8, 2015

	Mar 8, 15
ASSETS	
Current Assets	
Checking/Savings	
1 · GENERAL FUND- BOS Cash	103,778.34
2 · ENVIROTHON - BOS Cash	11,676.09
3 · GRANTS - BOS Cash	136,775.82
4 · BUILDING - WSB Cash	6,664.21
Total Checking/Savings	258,894.46
Total Current Assets	258,894.46
Fixed Assets	
1401 · FIXED ASSETS	
1550 · ACCUMULATED DEPRECIATION	-84,818.30
1500 · FURNITURE, FIXTURES & EQUIP	31,933.85
1450 · BUILDING	273,416.19
1475 · Vehicles	11,274.53
Total 1401 · FIXED ASSETS	231,806.27
Total Fixed Assets	231,806.27
TOTAL ASSETS	490,700.73
LIABILITIES & EQUITY	
Liabilities	
Current Liabilities	
Other Current Liabilities	
2100 · Payroll Liabilities	
2105 · FWT, FICA, Medicare Payable	16,113.78
2110 · STATE W/HOLDING PAYABLE	-5,093.91
2115 · FUTA PAYABLE	501.23
2120 · SUTA PAYABLE	43.85
2100 · Payroll Liabilities - Other	11,859.11
Total 2100 · Payroll Liabilities	23,424.06
Total Other Current Liabilities	23,424.06
Total Current Liabilities	23,424.06
Long Term Liabilities	
2550 · N/P-National Bank of Petersburg	-3,184.13
Total Long Term Liabilities	-3,184.13
Total Liabilities	20,239.93
Equity	
3200 · RETAINED EARNINGS - PRIOR	142,907.23

Association of IL Soil and Water Conservation Districts
Balance Sheet
As of March 8, 2015

	Mar 8, 15
3900 - Retained Earnings	243,507.00
Net Income	84,046.57
Total Equity	470,460.80
TOTAL LIABILITIES & EQUITY	490,700.73

1:26 PM

03/04/15

Accrual Basis

Association of IL Soil and Water Cons. Dist. Foundation
Balance Sheet
As of March 4, 2015

	<u>Mar 4, 15</u>
ASSETS	
Current Assets	
Checking/Savings	
1020 · CHECKING-BOS FOUNDATION	30,165.46
1021 · BOS Affiliate Membership	1,195.91
1022 · CASH-BANK OF SPFLD SAVINGS	2,054.37
1026 · FOUND. ENDOWMENT BOS-Building	3,830.94
Total Checking/Savings	<u>37,246.68</u>
Total Current Assets	<u>37,246.68</u>
TOTAL ASSETS	<u><u>37,246.68</u></u>
LIABILITIES & EQUITY	
Equity	
3210 · TEMP RESTRICTED NET ASSETS	4,925.19
3220 · NET ASSETS RESTRICTED	25,545.74
3900 · Retained Earnings	6,637.35
Net Income	138.40
Total Equity	<u>37,246.68</u>
TOTAL LIABILITIES & EQUITY	<u><u>37,246.68</u></u>

AISWCD Budget vs. Income/Expense

AVAILABLE ASSETS

- Bank of Springfield CD = \$ 3,857.87
- Bank of Springfield CD = \$ 2,069.12
- General Fund Account Balance = \$ 103,778.34
- Building Account Balance = \$ 6,664.21

TOTAL AVAILABLE ASSETS= \$ 116,369.54

RESTRICTED FUNDS

- Grant Account Balance (Restricted) = \$ 136,775.82
- Envirothon Accnt Balance (Restricted) = \$ 11,676.09
- Foundation Accnt Balance (Restricted) = \$ 31,361.37

TOTAL RESTRICTED FUNDS = \$ 179,813.28

Bank of Springfield CD =	\$ 3,857.87
Bank of Springfield CD =	\$ 2,069.12
General Fund Account Balance =	\$ 103,778.34
Building Account Balance =	\$ 6,664.21
Office Building Worth =	\$ 273,416.19
Equipment =	<u>\$ 31,933.85</u>
TOTAL NET WORTH =	\$ 421,719.58

2015 General Fund Income

ITEM	2015 BUDGET	AS OF MARCH 5, 2015
Membership Dues (51 Districts paid in 2015 calendar)	\$ 148, 561.32	\$ 60,687.98
CREP Administration Fees	\$ 26,000.04	\$ 6397.65
604B Administration Fees	\$ 9,642.84	\$ 5218.47
NRCS Client Gateway (estimated)	\$ 50,000.00	\$ 0.00
Annual Meeting	\$ 31,662.50	\$ 0.00
<ul style="list-style-type: none"> • Registrations • Meals • Sponsorships • Auction 	<ul style="list-style-type: none"> • \$ 11,250.00 • \$ 12,500.00 • \$ 1,750.00 • \$ 6,162.50 	<ul style="list-style-type: none"> • \$ 0.00 • \$ 0.00 • \$ 0.00 • \$ 0.00
Pass Through Funds	\$ 77,707	\$ 67,861.00
<ul style="list-style-type: none"> • IL River Conference • Earth Stewardship Day • Farm Progress Show • Insurance • Legislative Day Lunch Payments • SWCD Invoices (Conference Line) 	<ul style="list-style-type: none"> • \$25,000.00 • \$ 3,200.00 • \$ 6,000.00 • \$ 42,504.00 • \$ 903.00 • \$ 100.00 	<ul style="list-style-type: none"> • \$ 25,000.00 • \$ 0.00 • \$ 0.00 • \$ 42,504.00 • \$ 357.00 (Rest in PayPal) • \$ 0.00
Other Income	\$ 0.00	\$ 4.99
<ul style="list-style-type: none"> • Office Depot Return 	<ul style="list-style-type: none"> • \$ 0.00 	<ul style="list-style-type: none"> • \$ 4.99
Interest	\$ 250.00	\$ 32.33
TOTALS	\$ 343,823.70	\$ 140202.42

Bill Status of SR0120 99th General Assembly

Short Description: ENVIROTHON DAY**Senate Sponsors**Sen. John M. Sullivan, Neil Anderson and Chapin Rose**Last Action**

Date	Chamber	Action
2/5/2015	Senate	Referred to <u>Assignments</u>

Synopsis As Introduced

Recognizes Illinois Envirothon and designates April 30, 2015 and April 28, 2016 as Envirothon Day.

Actions

Date	Chamber	Action
2/5/2015	Senate	Filed with Secretary
2/5/2015	Senate	Referred to <u>Assignments</u>
2/5/2015	Senate	Added as Co-Sponsor <u>Sen. Neil Anderson</u>
2/18/2015	Senate	Added as Co-Sponsor <u>Sen. Chapin Rose</u>



SR0120

LRB099 07669 MST 28003 r

1

SENATE RESOLUTION

2

3

4

WHEREAS, There is a need to educate our youth of the importance of protecting and conserving Illinois's precious natural resources; and

5

6

7

8

WHEREAS, By combining in-class curriculum and hands-on field experiences, the Envirothon program is an excellent way to supplement environmental education inside and outside the traditional classroom; and

9

10

11

WHEREAS, The Envirothon is a hands-on environmental problem-solving competition for high school-aged students in the United States and Canada; and

12

13

14

15

16

WHEREAS, The Envirothon works in partnership with local conservation districts, forestry associations, educators, and cooperating natural resource agencies to organize and conduct competitions on the local, regional, state, and/or provincial level; and

17

18

WHEREAS, Illinois is an active participant in the International Envirothon Competition; and

19

20

WHEREAS, Envirothon participants gain valuable knowledge and training in ecology and natural resource management

1 principles, and practices, and the importance and limitations
2 of soils, wildlife, aquatic ecosystems, forestry, and current
3 important environmental issues; and

4 WHEREAS, The Illinois Envirothon has been responsible for
5 more than 18,000 participating high school students being
6 taught these important natural resource principles and issues
7 since 1995; and

8 WHEREAS, It is important that the citizens of Illinois
9 recognize the contributions of this event toward training our
10 youth to be responsible caretakers of the State's precious
11 natural resources; therefore, be it

12 RESOLVED, BY THE SENATE OF THE NINETY-NINTH GENERAL
13 ASSEMBLY OF THE STATE OF ILLINOIS, that we designate April 30,
14 2015 and April 28, 2016 as Envirothon Day throughout Illinois
15 to bring recognition to the activities of the Envirothon
16 program.

Bill Status of HR0125 99th General Assembly

Short Description: ENVIROTHON DAY**House Sponsors**Rep. Jerry F. Costello, II - Donald L. Moffitt**Hearings**

Environment Hearing Mar 3 2015 2:30PM Stratton Building Room 413 Springfield, IL

Last Action

Date	Chamber	Action
2/24/2015	House	Assigned to <u>Environment</u>

Synopsis As Introduced

Recognizes Illinois Envirothon and designates April 30, 2015 and April 28, 2016 as Envirothon Day.

Actions

Date	Chamber	Action
2/4/2015	House	Filed with the Clerk by <u>Rep. Jerry F. Costello, II</u>
2/5/2015	House	Added Chief Co-Sponsor <u>Rep. Donald L. Moffitt</u>
2/18/2015	House	Referred to <u>Rules Committee</u>
2/24/2015	House	Assigned to <u>Environment</u>



HR0125

LRB099 07668 MST 28002 r

1 HOUSE RESOLUTION

2 WHEREAS, There is a need to educate our youth of the
3 importance of protecting and conserving Illinois's precious
4 natural resources; and

5 WHEREAS, By combining in-class curriculum and hands-on
6 field experiences, the Envirothon program is an excellent way
7 to supplement environmental education inside and outside the
8 traditional classroom; and

9 WHEREAS, The Envirothon is a hands-on environmental
10 problem-solving competition for high school-aged students in
11 the United States and Canada; and

12 WHEREAS, The Envirothon works in partnership with local
13 conservation districts, forestry associations, educators, and
14 cooperating natural resource agencies to organize and conduct
15 competitions on the local, regional, state, and/or provincial
16 level; and

17 WHEREAS, Illinois is an active participant in the
18 International Envirothon Competition; and

19 WHEREAS, Envirothon participants gain valuable knowledge
20 and training in ecology and natural resource management

1 principles, and practices, and the importance and limitations
2 of soils, wildlife, aquatic ecosystems, forestry, and current
3 important environmental issues; and

4 WHEREAS, The Illinois Envirothon has been responsible for
5 more than 18,000 participating high school students being
6 taught these important natural resource principles and issues
7 since 1995; and

8 WHEREAS, It is important that the citizens of Illinois
9 recognize the contributions of this event toward training our
10 youth to be responsible caretakers of the State's precious
11 natural resources; therefore, be it

12 RESOLVED, BY THE HOUSE OF REPRESENTATIVES OF THE
13 NINETY-NINTH GENERAL ASSEMBLY OF THE STATE OF ILLINOIS, that we
14 designate April 30, 2015 and April 28, 2016 as Envirothon Day
15 throughout Illinois to bring recognition to the activities of
16 the Envirothon program.

2015 Summer Conference Deadlines

2015 Awards

<i>Date</i>	<i>Award</i>	<i>Due To</i>
June 1, 2015	Teacher of the Year	AISWCD
May 15, 2015	Conservation Farm Family	LUC Chairman
June 1, 2015	Conservation Farm Family	AISWCD
June 1, 2015	George McKibben Scholarship	AISWCD
June 1, 2015	Forestry Contribution Award	AISWCD
June 1, 2015	Poster Contest	AISWCD
June 1, 2015	Photo Contest	AISWCD
June 30, 2015	ISWCDEA Scholarship	Joe Bybee

2015 Forms

<i>Date</i>	<i>Form</i>	<i>Due To</i>
June 1, 2015	Voting Delegate	AISWCD
June 1, 2015	Resolutions	AISWCD or Tom Beyers
July 1, 2015 - June 1, 2015	Auction Item	AISWCD
July 1, 2015	Director Service Award/Photo	AISWCD

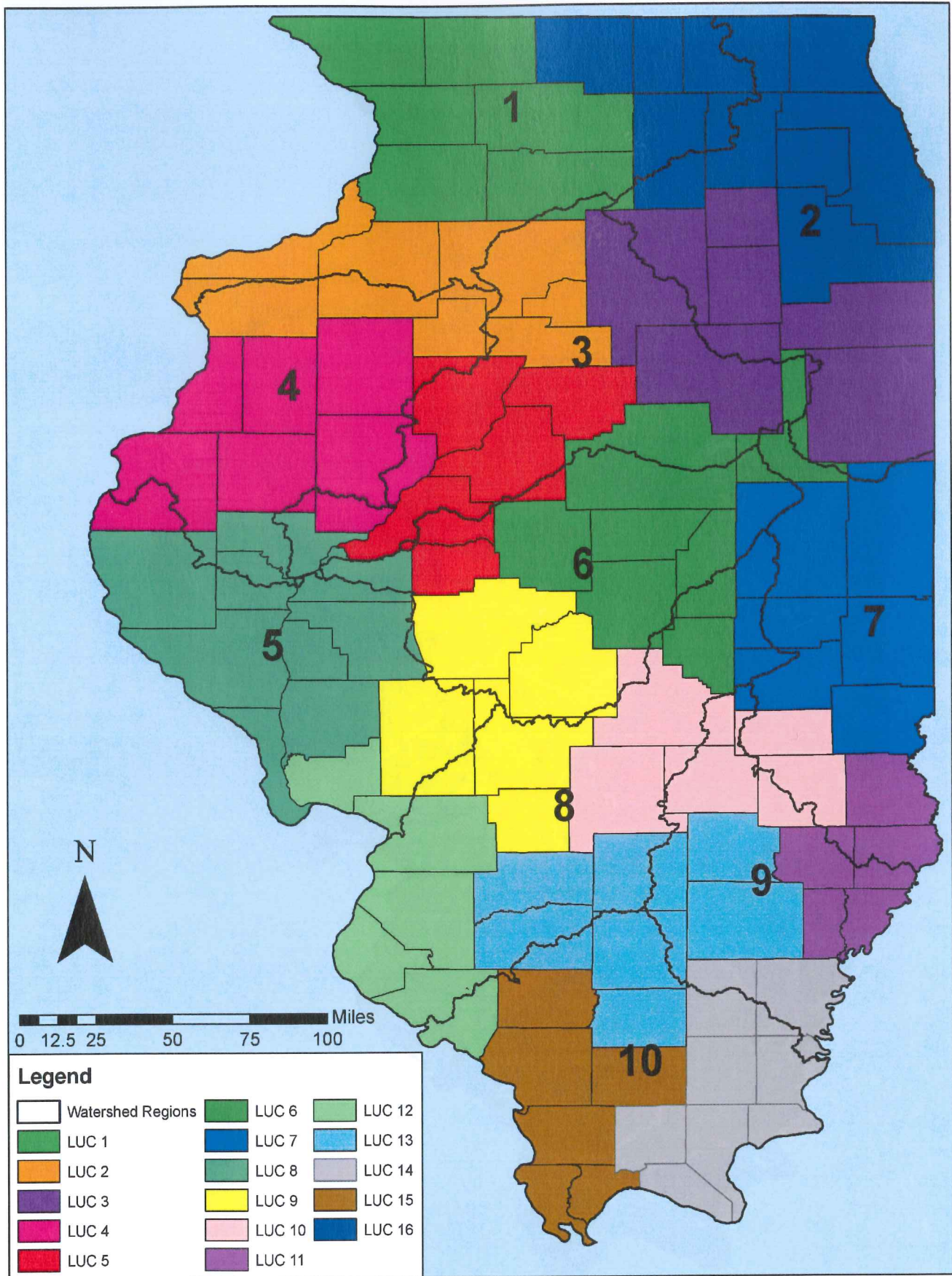
2015 Registration

<i>Type</i>	<i>Dates Postmarked</i>	<i>Fee</i>
Early Bird Registration	April 15, 2015 through May 15, 2015	\$ 40
Registration	May 16, 2015 through June 30, 2015	\$ 45
Late Registration	July 1, 2015 through July 8, 2015	\$ 55

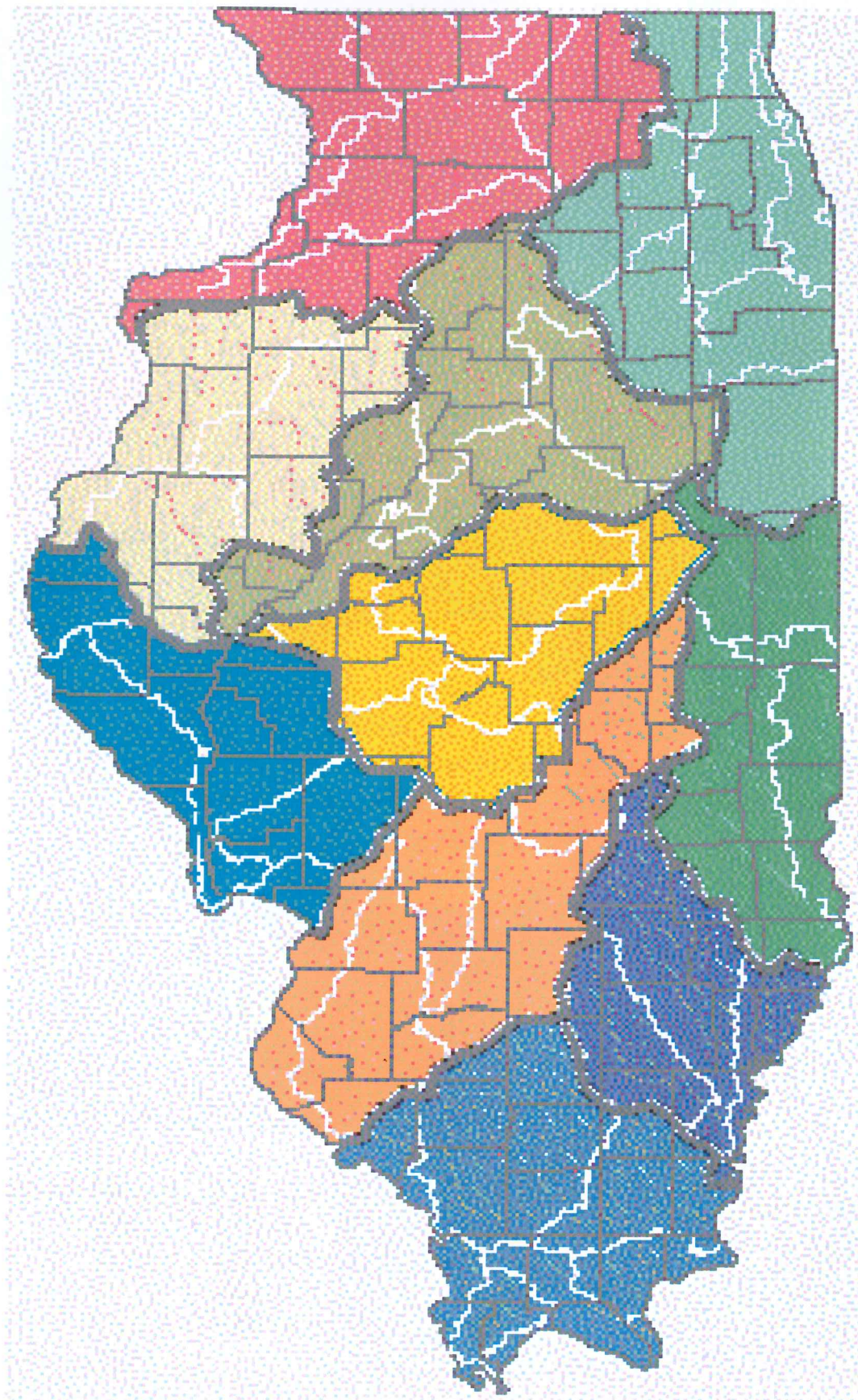
**Legislator of the Year and Friend of Conservation
Recipients**

YEAR	LEGISLATOR	FRIEND
2014	Rodney Davis	Meijer
2013	Jason Barickman	Caterpillar
2012	Rep Lisa Dugan	William Gradle
2011	Rep Chapin Rose	Rep Cynthia Soto
2010	Sen John Beckhart	Sen Susan Garrett
2009	Rep Frank Mautino	Rep Chapin Rose

Potential Watershed Regions



Watershed Resolution



WHY USE GYPSUM?

The US EPA estimates that over the next ten years, annual production of FGD (synthetic) gypsum may double, as more coal-fired power plants come online and as scrubbers are added to existing power plants. Because of the nature of the production process, synthetic gypsum is normally much purer than natural gypsum, and has consistent silt-sized particles which enhance solubility and spreadability, which in turn improve the beneficial effects of gypsum.

The beneficial effects of gypsum include:

- Helps reclaim sodic soils
- Works as an ameliorant in acid soils
- Enhances liming programs
- Improves soil structure
- Prevents crusting of soil and aids seed emergence
- Improves compacted soil
- Makes wet soils easier to till
- Stops water runoff and erosion
- Prevents waterlogging of the soil
- Increases stability of soil organic matter
- Improves water use efficiency
- Decreases heavy-metal toxicity
- Acts as a nutrient
- Improves fruit qualities and prevents some plant diseases
- Is a source of sulfur
- Helps earthworms to flourish
- Can increase crop yields

GYPSUM AS A FERTILIZER

Gypsum is rich in calcium and sulfur, two nutrients essential to all crops. The most common application is to crops that have high calcium requirements, such as peanuts, or to areas that have particularly high calcium requirements. Calcium is nearly always only marginally sufficient and often deficient in developing fruits. Gypsum helps prevent blossom end rot of watermelon and tomatoes. Gypsum is preferred over lime for potatoes grown in acid soil to

• • •
Gypsum has been used as a soil amendment and fertilizer around the world for hundreds of years. In the United States, Thomas Jefferson and Ben Franklin were both early proponents of gypsum as a soil amendment and fertilizer.
• • •

control scab disease. Calcium may prevent fruit cracking and immature fruits falling. Root and stem rot in fruit trees are partially controlled by gypsum.

Sulfur fertilization is also required for many crops, and gypsum can be an effective sulfur source. In addition to calcium and sulfur, gypsum, depending on its source, may provide essential micronutrients to plants.

GYPSUM AS A SOIL AMENDMENT & CONDITIONER

Gypsum helps loosen clay and compacted soil to improve water penetration and aeration. Gypsum creates a more porous soil that is easier to work with, and permits deeper circulation of air, water, and other nutrients to promote strong, vigorous root growth. The calcium and sulfur in gypsum help plants absorb nutrients, so surface fertilizers are more effective without affecting pH levels.

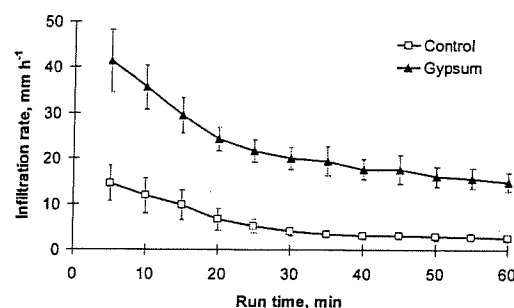
GYPSUM INCREASES WATER USE EFFICIENCY AND WATER QUALITY.

Improved water infiltration rates, improved hydraulic conductivity of soil, better water storage in the soil all lead to deeper rooting and better water-use efficiency. From 25 to 100 percent more water is available in gypsum-treated soils than in non-treated soils. Calcium also prevents excess uptake of many heavy metals and helps to maintain a healthy balance of nutrients and non-nutrients within plants.

In addition to water quality benefits associated with reduced runoff and erosion, FGD gypsum application can reduce the

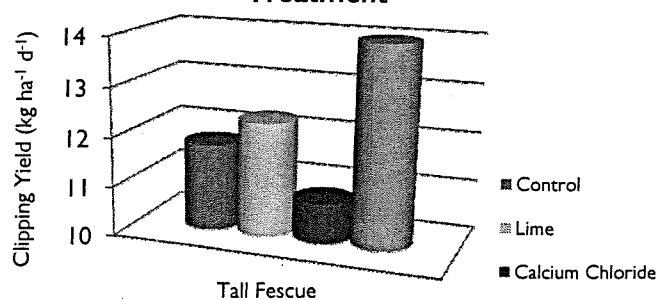
solubility of nutrients such as phosphorus in livestock and poultry manure and soils treated with manure. Gypsum converts readily soluble phosphorus to less-soluble forms, which can reduce the runoff of phosphorus into adjacent streams, lakes, or ground water.

Infiltration rate of water into soil with and without surface-applied gypsum



USDA Perspective on Agricultural Use of FGD Gypsum, 2007

Mean Shoot Biomass Production by Treatment




Penn State University, 2003-2005

For more information or answers to questions about the use of fly ash in specific applications, contact your nearest Headwaters Resources Technical Sales Representative or call 1-888-236-6236.

HEADWATERS
RESOURCES

10701 S. River Front Parkway, Suite 300
South Jordan, UT 84095
www.flyash.com



C-BMP

Illinois Council on Best
Management Practices

The Illinois Council on Best Management Practices (CBMP) will receive a grant in 2015 from the Nutrient Research Education Council (NREC) to fund the Keep it for the Crop (KIC) Education and Outreach Program.

The ultimate goal of KIC is to reduce nutrient losses and improve water quality. KIC is a comprehensive, collaborative program for science-based outreach and education. It promotes enhanced nutrient stewardship and implementation of voluntary agricultural best management practices (BMPs). The program began in 2011 and has recently evolved to focus on meeting the goals of the soon-to-be-finalized Illinois Nutrient Loss Reduction Strategy.

CBMP's multi-faceted KIC Education and Outreach Program features education, training, demonstration, communication and collaboration. The program emphasizes science-based education and outreach to farmers, agribusiness, youth and the general public in Illinois and meets the following objectives:

1. Information – Gather the most up-to-date and accurate information about the effectiveness of BMPs to improve water quality and other natural resources and highlight the programs available to assist with adoption, including the 4R Nutrient Stewardship Program that supports fertilizer management practices focusing on the right source, right rate, right time and right place.
2. Awareness – Increase awareness of water quality and other natural resource issues as well as the effectiveness and economic viability of adopting BMPs.
3. Participation – Increase farmer participation in available nutrient management, water quality and conservation programs and increase the adoption of BMPs to improve water quality and other natural resources.
4. Demonstration – Use the Illinois Nutrient Loss Reduction Strategy as a guide to demonstrate and track adoption of BMPs within the eight targeted watersheds in which CBMP has resources.
5. Collaboration – CBMP, and representatives from each of its member organizations, work together with a variety of local partners and cooperators including universities, community colleges, local SWCDs, municipalities, local watershed groups, state and national governmental agencies, non-governmental organizations, private companies and state and national commodity organizations; on programs and projects that strive to increase the adoption of voluntary agricultural BMPs.

Additionally, CBMP will continue its cover crop training program in 2015. The program, funded by the National Fish and Wildlife Foundation (NFWF) and NREC, serves as a resource for farmers considering cover crops as a best management practice (BMP). Four regional Cover Crop Specialists will help promote the use of cover crops for nutrient management in production agriculture in Illinois. A schedule of cover crop informational meetings are available at www.illinoiscbmp.org.

Jennifer Tirey, Executive Director
Illinois Council on Best Management Practices
P.O. Box 6317 • Bloomington, IL 61702-6317
(217) 971-3842 • jtirey@illinoiscbmp.org

KIC 
Keep It for the Crop
www.IllinoisCBMP.org



BE A CONSERVATION PARTNER WITH OUT ON THE LAND

Out on the Land will provide:

- Conservation District name and web address on Conservation Partners of Out on the Land web page
- Framed Certificate of Partnership signed by Dr. Butler, Host of OOTL

Conservation Districts will provide:

- \$150 per year for partnership support

Submit check to:

- OUT ON THE LAND, P.O. Box 168, Peaster, TX 76088

Complete the following:

Conservation District Name:

Conservation District Address:

Conservation District Email Contact: _____

Conservation District Phone Number: _____

Conservation District Resource Concerns:

-
-
-
-

Conservation District Activities:

-
-
-
-

